




# Gene Cafe Replacement Instructions

Model : Gene Café (CBR-101)

## SAFETY COVER

Requirements	1		
	2		
	3		
	4		
Process		Picture	Instruction
Disassembly			● Make sure that unpug the power cord before the assembly and disassembly.
			● After open the safety cover, lift the chamber maked in this picture.
			● After close the safety cover,remove it maked in this picture.
Assembly	opposite operation of disassembly.		
Remark			